

# OD Quick Tips



OD·DOMESTIC

OD·EXPEDITED

OD·PEOPLE

OD·GLOBAL

OD·TECHNOLOGY

HELPING THE WORLD KEEP PROMISES.®

## ACCURATE WEIGHT

Accurate weight is important because a portion of the shipment charge is based on weight. Most shipments are re-weighed at the Service Center, which could result in additional charges.

## DENSITY

### HOW TO CALCULATE DENSITY

**STEP 1: Determine Total Cubic Feet**  
 $(L'' \times W'' \times H'') / 1,728 = \text{total cubic feet}$



**Tip:** If your shipment is on a pallet, be sure to include the pallet's dimensions (L" x W" x H") as part of the calculation above.

**STEP 2: Determine Pounds Per Cubic Foot**

$\text{actual weight in pounds} / \text{total cubic feet} = \text{pounds per cubic foot}$



**Tip:** If your shipment is on a pallet, the actual weight should include the pallet's weight; use the chart below titled "Pallet Weights" as an approximation for pallet weights if needed.


For a general guideline on the shipment's NMFC Class, look for the shipment's Pounds per Cubic Foot in the chart to the right titled "Typical Density By Class".<sup>∞</sup>

## TYPICAL DENSITY BY CLASS

For more freight class information, visit [nmfta.org](http://nmfta.org)

**NMFC CLASS**      **DENSITY RANGE<sup>∞</sup>**  
 (per cubic foot)

50	over 50 lbs
55	35-50 lbs
60	30-35 lbs
65	22.5-30 lbs
70	15 to 22.5 lbs
77.5	13.5 to 15 lbs
85	12-13.5 lbs
92.5	10.5-12 lbs
100	9-10.5 lbs
110	8-9 lbs
125	6-8 lbs
150	5-6 lbs
175	4-5 lbs
200	3-4 lbs
250	2-3 lbs
300	1-2 lbs
400	less than 1 lb



<sup>∞</sup>Not all commodities are density based; the above is only a guideline. Shipment density can vary widely based on a multitude of factors. Please contact OD to get the most accurate class for your shipment.

## AVERAGE PALLET WEIGHTS

SIZE (inches)	WEIGHT* (pounds)
48 x 40	35-45
36 x 36	30
42 x 42	35
48 x 48	40

\*All weights are approximate and depend on pallet material used (such as thickness of wood, etc.).

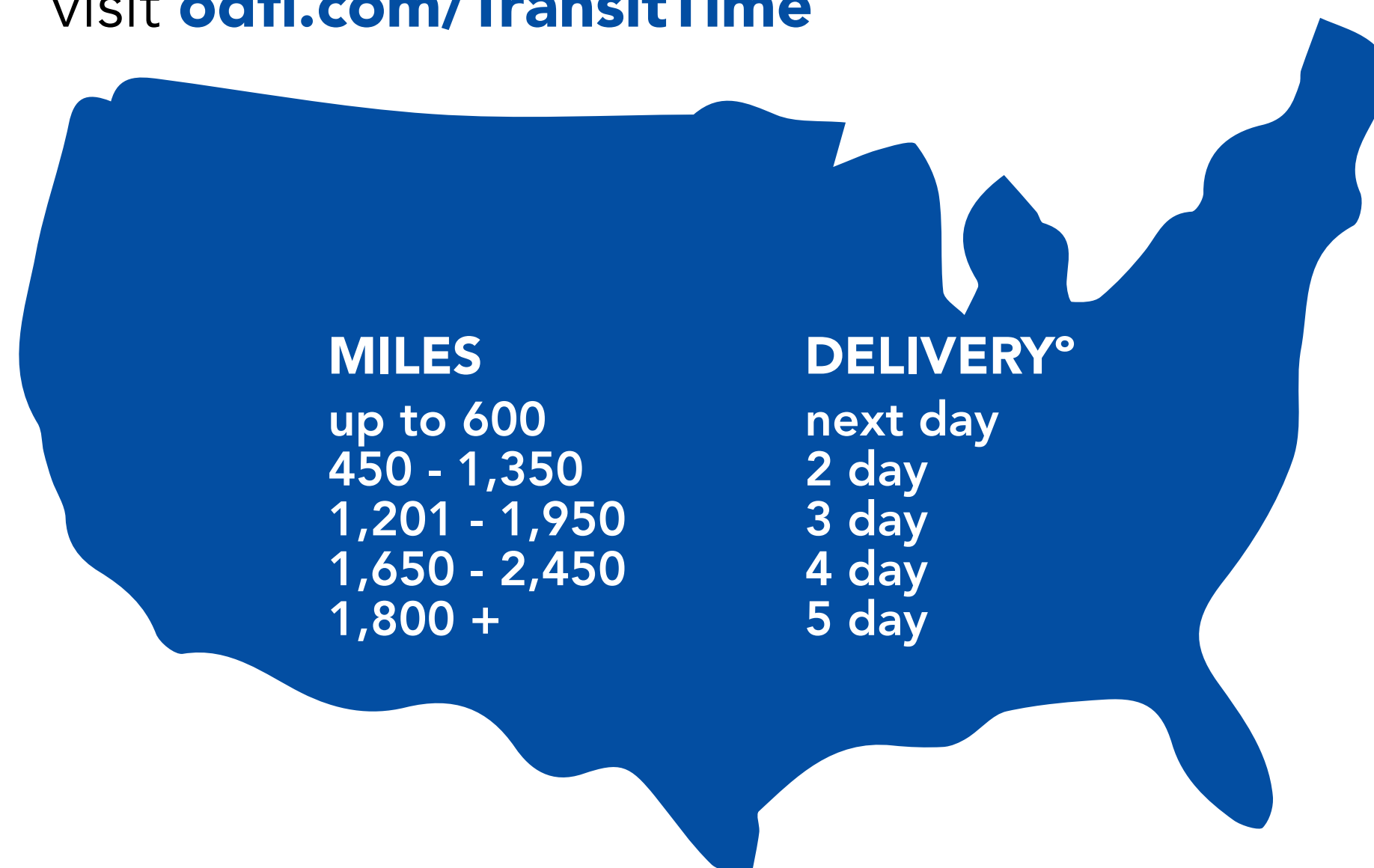


### TIP!

When determining shipment weight, be sure to add in the weight of your pallet!

## TYPICAL TRANSIT TIMES

For exact transit times, visit [odfl.com/TransitTime](http://odfl.com/TransitTime)



<sup>∞</sup>These are typical transit times for deliveries in our Service Centers' metro areas. Transit days exclude day of pickup, weekends and holidays.


## PROHIBITED ITEMS

For more information, refer to Item 780 of the OD 100 Rules Tariff.



### ANIMALS

live animals, taxidermy, hides (green or wet)



### GLASS

windshields, sheet glass, windows, doors with glass, bulletproof glass



### FOOD PRODUCTS

fresh foods or produce (anything requiring refrigeration), raw garlic, live plants, foods not fully enclosed



### MINERALS

fossils, granite/marble or stone greater than 16" x 16" x 2"



### PERSONAL EFFECTS

jewelry (other than costume or novelty), precious stones, furs



### PAPER ITEMS

currency, bank bills, deeds, drafts, letters (with or without stamps),<sup>†</sup> notes, valuable papers of any kind, postage stamps, revenue stamps<sup>†</sup>



### FURNITURE

picked up from or delivered to private residences, agent points or interline points; grandfather clocks/floor standing clocks



### CHEMICAL

biological products, medical waste, poisonous infectious substances, diagnostic specimens, carbon black, lamp, graphite



### HAZMAT

radioactive material of any nature, hazardous waste, explosives, lighting tubes and bulbs



### MISCELLANEOUS

aluminum extrusions, tanning beds, mirrors, video games or machines, original works of art,<sup>†</sup> museum exhibits or articles of antiquity,<sup>†</sup> pool tables, game tables, coins,<sup>†</sup> used 55 gallon drums, corpses, firearms, kilns, electrical enclosures, switch boxes, controller boxes, used tires (other than returned at manufacturer's request), cannabis, hemp - fiber or raw form

<sup>†</sup> For exceptions to these item categories, please reference the ODFL 100 Rules Tariff at [odfl.com/tariffs](http://odfl.com/tariffs).



### TIP!

Show payment terms\* on the BOL!

\*Terms: prepaid, collect or third party. If not indicated, OD will enter the terms as: (a) **Collect** if using your own BOL without any specific verbiage, or (b) **Prepaid** if using an OD BOL.

**CUSTOMER SERVICE**  
 Monday - Friday, 7:00 am - 8:00 pm  
 800.235.5569

**ODFL.COM**

**OLD DOMINION FREIGHT LINE, INC.**  
 500 Old Dominion Way  
 Thomasville, NC 27360